
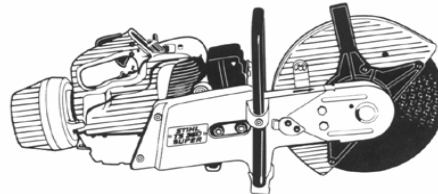


SAWS

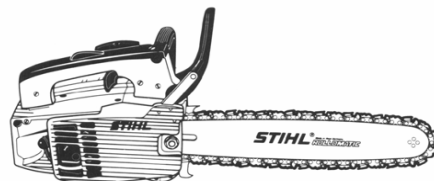
		2 HR.	4 HR.	DAY	WEEK
15371	**SAW-BRICK & TILE 10" W/DIAMOND BLADE	\$ 30.00	\$ 40.00	\$ 55.00	\$ 165.00
15380	**SAW-BRICK & TILE 10" W/DIAMOND BLADE GAS		\$ 48.00	\$ 68.00	\$ 204.00
15375	**SAW-BRICK & BLOCK 14" W DIAMOND BLADE GAS		\$ 48.00	\$ 68.00	\$ 204.00
15305	**SAW-CUTT-OFF HAND HELD 12" ELE.		\$ 30.00	\$ 43.00	\$ 150.00
15300	**SAW-CUTT-OFF HAND HELD 14" GAS	\$ 23.00	\$ 33.00	\$ 45.00	\$ 160.00
15301	**SAW-CUTT-OFF HAND HELD 16" GAS		\$ 38.00	\$ 55.00	\$ 192.00



15320	**SAW-FLOOR WALK BEHIND 14" 9HP		\$ 40.00	\$ 58.00	\$ 190.00
15330	**SAW-FLOOR WALK BEHIND 18" 13HP		\$ 45.00	\$ 68.00	\$ 204.00
15325	**SAW-SLAB W/10"DIAMOND BLADE		\$ 60.00	\$ 90.00	\$ 270.00
18210	**SAW-TILE TUB W/BLADE 6"	\$ 12.00	\$ 17.00	\$ 25.00	\$ 75.00
18211	**SAW-TILE TUB W/BLADE 8"	\$ 20.00	\$ 30.00	\$ 40.00	\$ 120.00
18212	**SAW-TILE TUB W/BLADE 10"	\$ 30.00	\$ 40.00	\$ 55.00	\$ 165.00
18206	**SAW-TILE CIRCULAR 4"	\$ 13.00	\$ 18.00	\$ 26.00	\$ 78.00
75050	**SAW-CHAIN 14" ELECTRIC		\$ 23.00	\$ 33.00	\$ 99.00
75100	**SAW-CHAIN 16" GAS		\$ 38.00	\$ 48.00	\$ 144.00
75400	**SAW-CHAIN 20" GAS		\$ 40.00	\$ 55.00	\$ 150.00
51475	**SAW-CHAIN PRUNER TREE POLE GAS 12'	\$ 25.00	\$ 35.00	\$ 45.00	\$ 135.00



75700	**SAW-CHOP ELE. 14"		\$ 21.00	\$ 30.00	\$ 90.00
75900	**SAW-CIRCULAR 7-1/4"		\$ -	\$ 10.00	\$ 30.00
75940	**SAW-JAMB		\$ 15.00	\$ 20.00	\$ 60.00
75910	**SAW-MITTAR 10" ELE.		\$ 17.00	\$ 22.00	\$ 66.00
75800	**SAW-SABRE JIG 1/4HP		\$ -	\$ 10.00	\$ 30.00
75930	**SAW-TABLE 10" PORTABLE		\$ 22.00	\$ 30.00	\$ 90.00
75810	**SAWZALL-MILWAUKEE		\$ -	\$ 10.00	\$ 30.00
75820	**SHEAR-16 GUAGE ELE.		\$ 15.00	\$ 20.00	\$ 60.00
75815	**ROTOZIP		\$ 5.00	\$ 10.00	\$ 35.00
75817	**ROUTER/1-1/2		\$ 10.00	\$ 15.00	\$ 45.00



(PRICES SUBJECT TO CHANGE WITHOUT NOTICE)